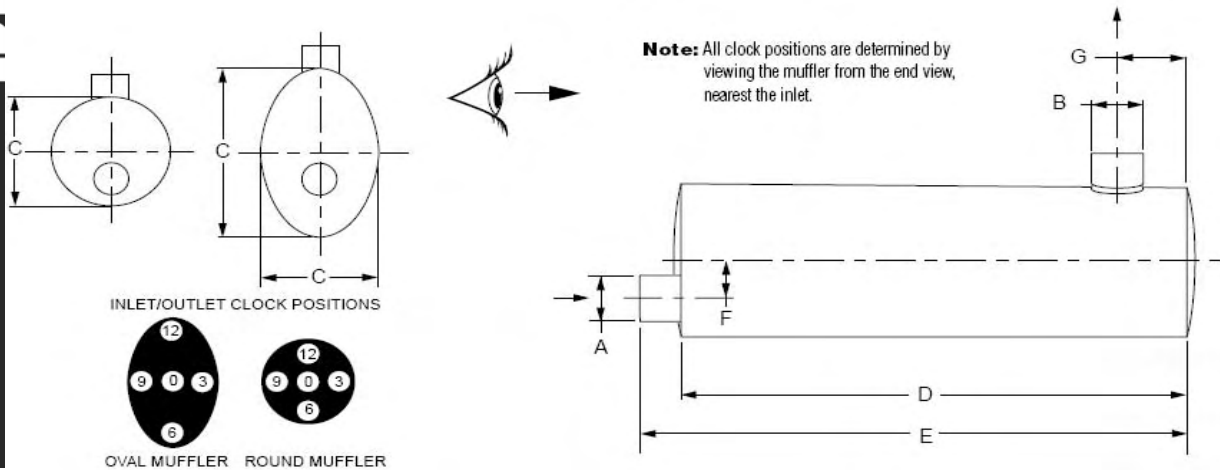


mufflers

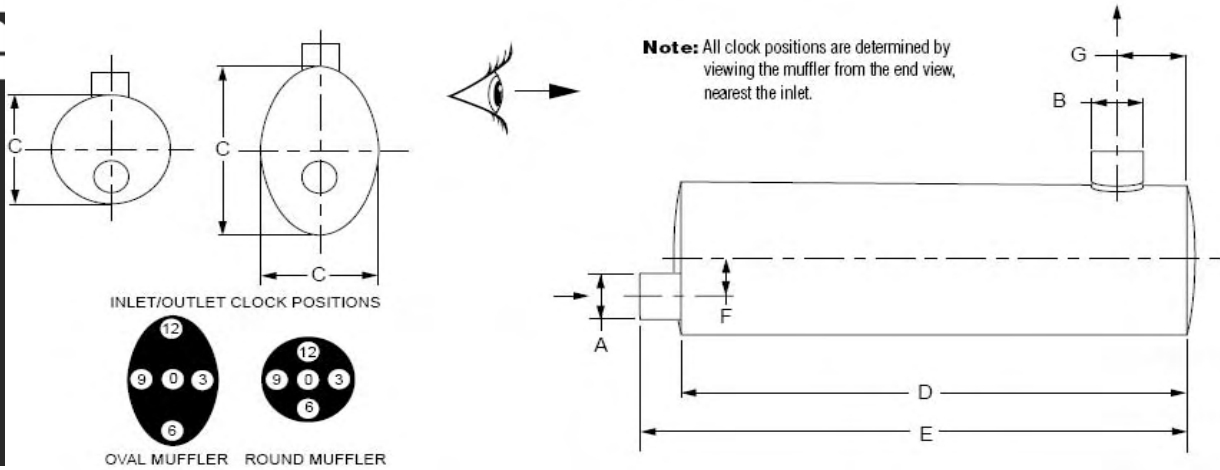
TYPE 9
END IN
SIDE OUT



PART# NUMBER	A INLET SIZE	B OUTLET SIZE	C BODY SIZE	D BODY LENGTH	E OVERALL LENGTH	F INLET OFFSET	G OUTLET OFFSET	H INLET LENGTH	INLET CLOCK POSITION	OUTLET CLOCK POSITION
D14-0588	1.25"ID	1.25"ID	5	15	17	0	11.25	2	0	12
D14-0944	1.25F	1.5"OD	4.5	9	13	4.75	1	1.5	12	6
D14-0696	1.375"ID	1.5"OD	5	9	10.5	0.875	3.25	1.5	3	11-7
D14-0821	1.5"ID	1.5"ID	5	16.25	18	1	1.375	1.25	11	12
D14-0536	1.5"ID	1.875"OD	6	17	20	1.625	4	3	12	3
D14-0072	1.625"ID	1.5"OD	6	9.5	12.5	0	3	3	0	12
D14-0735	1.75"F	1.75"OD	6	9	9.5	0	1.625	1	0	12
D14-0546	1.75"ID	2"OD	4.25X8.75	12	13.5	0	5.5	1.5	0	3
D10-1587	1.875"ID	2"OD	6	11.5	14	0	2	2.5	0	12
D14-0689	2"ID	1.85"OD	5	22.25	24.75	2.25	0	2.5	6	0
D15-0022	2"ID	2"ID	6	17	20	0	3	3	0	12
D12-0106	2.25"ID	2.25"ID	9	12	13	0	2.25	1	0	12
D14-0996	2.5 ID	2.5"OD	8.5	9	13	4.5	0	3	12	0
D14-0896	2.5"ID	2.5"OD	6	14	15	0	2	0.5	0	6
D14-0227	2.5"ID	2"ID	6	18	21.5	1.25	2	3.5	11	12
D14-0602	2.5"ID	2.5"ID	9	12	15.5	0	2.5	3.5	0	12
D14-0761	2.5"ID	2.125"ID	6x10	12.5	13.5	2.68	1.875	1.25	12	3
D14-0852	2.5"IDFL	2.125"OD	4	16	18.5	1.25	0	2	6	0
D14-0871	2.5"OD	2.5F	8.5	23.5	23.5	see	4.5	0	7:30	12
D14-0276	2.5"OD	3"ID	10	19.75	23	0	3.25	3.5	0	12
D14-0851	2.5"ODTP	3"ODTP	10	19.75	23	0	3.25	2	0	12
D13-0006	2.75"ID	4"OD	8.25X11.5	26.5	30.5	2.5--1.5	10	4	12--6	10:30
D14-0655	2.75"ID	4"OD	8.25X11.5	26.5	29.5	.75--3.25	14	3	6--12	4
D12-0209	3"ID	3"ID	8	24	27	0	2.75	3	0	12
D14-0705	3"ID	3"ID	8	36	39	0	8	3	0	12
D14-0641	3"ID	3"ID	9	24	27.5	0	3	3.5	0	12
D13-1536	3"ID	3"OD 35deg	9	30	33.5	0	12.125	2.5	0	12
D14-0763	3"ID	2.625"OD	6x10	15.5	17.5	2.5	1.25	2	6	3--4
D14-0816	3"ID	3.125"OD	6x10	15.5	17.5	2.5	3	2.5	12	9:30--2:30
D14-0783	3"ID	3.125"OD	6x10	20.5	22.5	2.5	5	2	6	3:30--8:30
D14-0914	3"ID	3"ID	8.25X11.5	16.5	18.5	2.5	3.75	2	6	12
D14-0590	3"ID	3.125"OD	8.25X11.5	24	29.5	3.25	7.4	3	12	9

mufflers

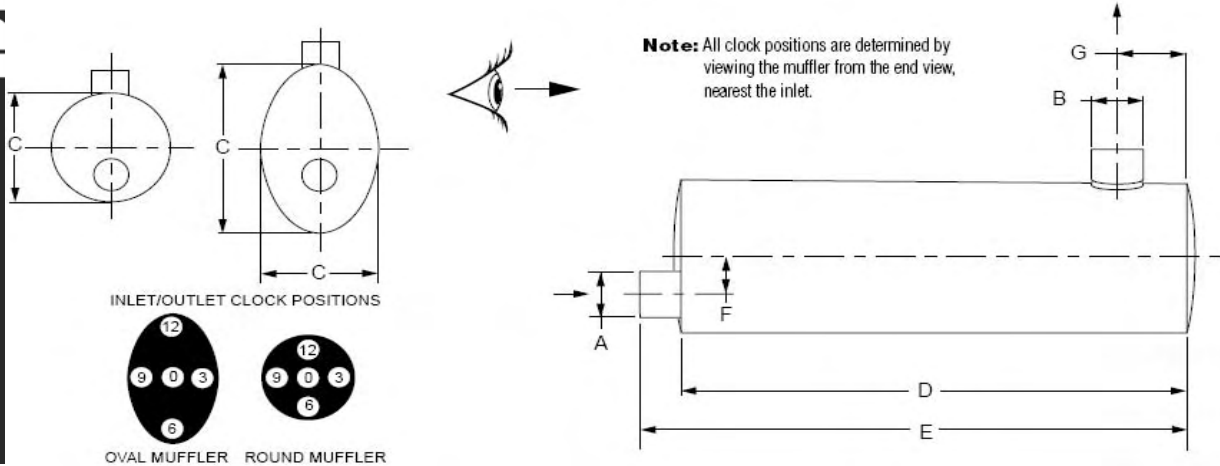
TYPE 9
END IN
SIDE OUT



PART# NUMBER	A INLET SIZE	B OUTLET SIZE	C BODY SIZE	D BODY LENGTH	E OVERALL LENGTH	F INLET OFFSET	G OUTLET OFFSET	H INLET LENGTH	INLET CLOCK POSITION	OUTLET CLOCK POSITION
D14-0759	3"ID	3"ID	8.25X11.5	26.5	30	2.5	8	3.5	6	12
D14-0581	3"OD	3"ID	8	19	23	0	5	4	0	12
D14-0792	3"OD	3"OD	8.5	36	42	2.25	4.25	6	6	12
D14-0743	3"OD	3"ID	9	36	45	2	31.5	9	6	12
D14-0785	3"OD	3"OD	8.25X11.5	17.375	22.5	3	3	5	12	9
D14-0682	3"OD	3"OD	8.25X11.5	29.5	34	0	4.5	4	0	12
D14-0646	3.125"ID	3.5"ID	11	24	27.5	0	3.5	3	0	12
D14-0105	3.25"EL	3"TP	11	24	27.5	0	3.25	5	0	12
D14-0643	3.5"ID	3.5"ID	6	29.5	32	0	9	2	0	12
D12-3527	3.5"ID	3"ID	10	26.5	30.25	2.5	20	3.25	6	12
D13-1054	3.5"ID	3.5"ID	10	29.5	34	3	12	4.5	6	2
D13-0130	3.5"ID	3.5"OD	10	33	36.5	0	4	3	0	12
D13-0082	3.5"ID	3.5"OD	10	44	47.5	0	2.5	3.5	0	12
D14-0997	3.5"ID	3.5"ID	11	16	19	0	10	3	0	12
D13-0059	3.5"ID	3.5"ID	11	23.5	25	0	3.5	1	0	12
D14-0259	3.5"ID	3.5"ID	12	12	15	0	6	3	0	12
D13-1563	3.5"ID	4"ID	12	35	38.5	0	8	3	0	12
D13-1069	3.5"ID	4"ID	10x15	36	39.5	4.75	4	3.5	12	2
D13-0120	3.5"ID	4"ID	8.25X11.5	21	24.5	2.5	10.5	3.5	12	9
D13-7607	3.5"ID	3.5"ID	8.25X11.5	26	29.5	3.5	2.5	3	9	12
D13-0117	3.5"ID	4"OD	8.25X11.5	26.5	30	2.5	5.5	3.5	12	3:30
D13-1172	3.5"ID	4"ID	8.25X11.5	26.5	30	2.5	4	3	6	3
D13-1516	3.5"ID	4"OD	8.25X11.5	26.5	30	3	4	3.5	6	2:30
D13-6289	3.5"ID	4"OD	8.25X11.5	26.5	30.75	2.75	15	3.5	6	10-2:30
D13-6290	3.5"ID	4"ID	8.25X11.5	26.5	30.25	2.25	15	3.5	6	3
D14-0648	3.5"ID	3.5"ID	8.25X11.5	26.5	30	0	9.75	3.5	0	3
D13-0010	3.5"ID	4"OD	8.25X11.5	29.5	33.5	2.5	23.25	4	12	3:30
D13-2086	3.5"ID	4"OD	8.25X11.5	31	34.5	H/V	3	3.5	6	12
D13-0007	3.5"ID	4"ID	8.25X11.5	32	35.5	2.5	20	3.5	6	4
D13-0014	3.5"ID	3.5"ID	8.25X11.5	32	36	0	5	3.5	0	12
D13-1095	3.5"ID	4"OD	8.25X11.5	32	35	2.5	24.5	3	6	10
D13-1154	3.5"ID	4"OD	8.25X11.5	32	35.5	2.25	16	3.5	6	12

mufflers

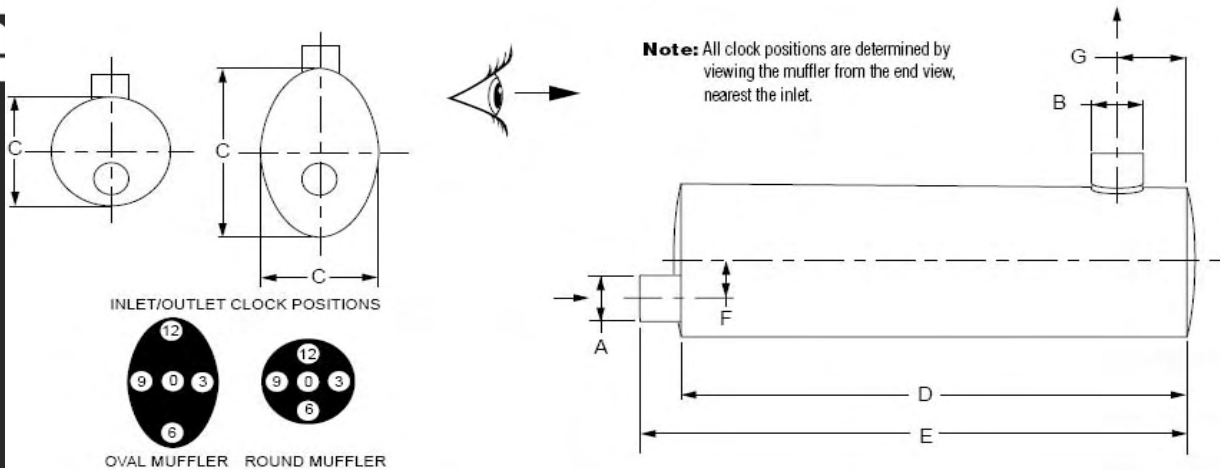
TYPE 9
END IN
SIDE OUT



PART# NUMBER	A INLET SIZE	B OUTLET SIZE	C BODY SIZE	D BODY LENGTH	E OVERALL LENGTH	F INLET OFFSET	G OUTLET OFFSET	H INLET LENGTH	INLET CLOCK POSITION	OUTLET CLOCK POSITION
D13-1156	3.5"ID	4"OD	8.25X11.5	32	36	2.5	20	4	6	3:30
D13-7633	3.5"ID	4"ID	8.25X11.5	32	35	2.5	24.7	2.9	12	3:30
D13-7730	3.5"ID	4"OD	8.25X11.5	32	34.9	2.5	10.8	2.9	12	3:30
D14-0829	3.5"OD	4"OD	10	36	41.5	4	0	5	12	0
D13-1547	3.5"OD	3.5"OD	10DW	16	18	2.5	2.75	2	6	10:45
D13-0008	3.5"OD	4"OD	8.25X11.5	29.5	39	2.5	9	9	12	3:30
D14-0615	3.5"OD	4"OD	8.25X11.5	32	38	2.75	6	6	6	4--8
D13-1605	3.5"OD	4"OD	8.25X11.5	29.15	38	3.5	6.5	8	6	12
D14-0586	3.75"ID	4"ID	8.25X11.5	20	23	2.5	4	3.75	6	12
D14-0172	4"F	4"F	9	44	46	0	26.875	3	0	12
D13-1512	4"ID	4"ID	8	23	26	0	3	3	0	12
D14-1000	4"ID	4"ID	8.5	48	51.5	2	3	3.5	6	12
D13-0121	4"ID	4"ID	10	26.5	30	2.5	7.25	3.5	6	12
D13-4284	4"ID	4"ID	10	26.5	30.5	H/V	22	3.5	6	10:30
D13-4285	4"ID	4"ID	10	26.5	30.5	H/V	7	3.5	6	11
D14-0718	4"ID	4"ID	10	27.75	30.875	2.5	3.5	3	6	1
D15-0030	4"ID	4"ID	10	27.75	30.875	2.5	3.5	3	6	1
D13-0066	4"ID	4"OD	10	28	31.5	2	8	3.5	6	12
D13-1197	4"ID	4"ID	10	28	32	2.4	4.5	4	12	3
D13-1632	4"ID	4"ID	10	28	31.5	2.375	3.5	3	12	9:00
D13-2028	4"ID	4"ID	10	28	31	2.4	24.3	3	6	2:30
D13-0113	4"ID	4"OD	10	36	39.5	2.5	8	3.5	6	3
D13-0147	4"ID	4"ID	10	36	39.5	0	32	3.5	0	12
D13-0184	4"ID	4"ID	10	36	39	0	19	3	0	12
D13-1038	4"ID	4"ID	10	36	39.5	1	28.5	3.5	6	12
D13-1530	4"ID	5"OD	10	36	39.5	0	5	3	0	12
D13-1558	4"ID	4"OD	10	36	39	0	16.5	3	0	12
D13-4104	4"ID	4"ID	10	36	40	2.4	6	3.5	6	12
D13-4364	4"ID	4"ID	10	36	40	H/V	29	3.5	6	11
D14-0885	4"ID	4"OD	10	46	49.5	0	19	3	0	12
D13-1075	4"ID	5"OD	11	28	31	3.5	2.5	2.5	6	11--7
D13-0151	4"ID	5"FL	11	29.5	32.5	0	21.5	3	0	12

mufflers

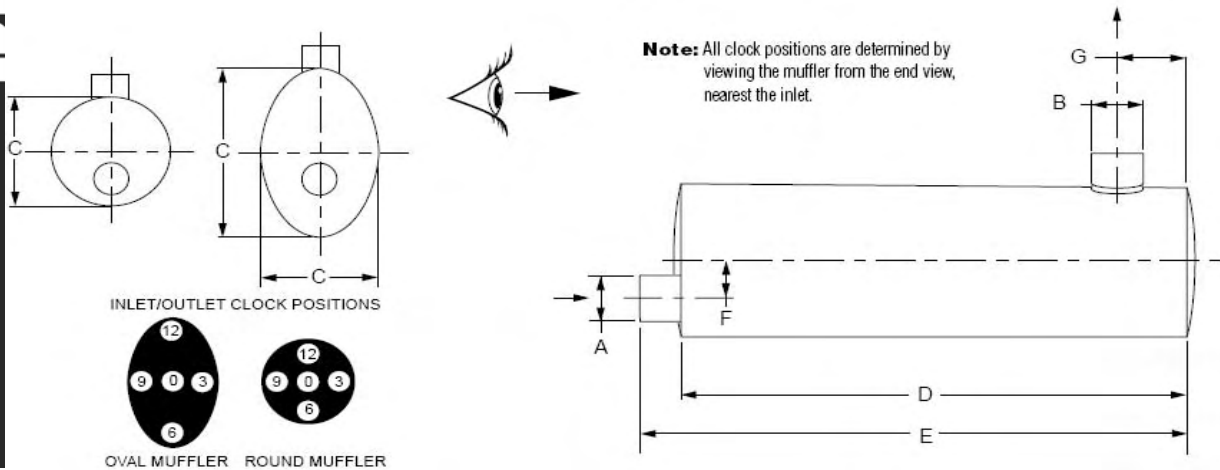
TYPE 9
END IN
SIDE OUT



PART# NUMBER	A INLET SIZE	B OUTLET SIZE	C BODY SIZE	D BODY LENGTH	E OVERALL LENGTH	F INLET OFFSET	G OUTLET OFFSET	H INLET LENGTH	INLET CLOCK POSITION	OUTLET CLOCK POSITION
D13-1122	4"ID	4"ID	11	30	33.5	3	19	2.5	1:30	3
D14-0578	4"ID	4"ID	11	30	33.5	2.5	4.5	3	6	12
D14-0579	4"ID	4"ID	11	30	33.5	2.5	4.5	3	12	12
D13-0019	4"ID	4"ID	11	33	37.5	2.5	23	3.5	9	12
D13-1153	4"ID	4"ID	11	33	36.5	1.25	14.25	3.5	12	9
D13-0096	4"ID	4"ID	11	35	38.5	3.5	16.75	3	3	12
D13-1022	4"ID	4"ID	11	35	38.5	1.5	27.5	3.5	6	12
D13-0084	4"ID	4"OD	11	35.5	38.5	2.5	32.5	3	9:30	12
D13-0017	4"ID	4"ID	11	36	40	2.5	20	4	9	12
D13-0026	4"ID	4"ID	11	36	40	1.5	28.5	3.25	6	12
D13-0063	4"ID	5"OD	11	36	39.5	2.5	28.5	3.5	6	10
D13-0069	4"ID	4"ID	11	36	39.5	2.5	17.25	3.5	2	12
D13-0104	4"ID	4"ID	11	36	39.5	1.5	28.5	3.5	6	9
D13-0128	4"ID	4"ID	11	36	39.5	2.5	30	3.5	6:30	9
D13-0162	4"ID	5"OD	11	36	39.5	0	29.5	3.5	0	12
D13-0163	4"ID	4"ID	11	36	41	2.5	4.5	5	6	3
D13-0177	4"ID	5"FL	11	36	39	0	3.5	3	0	12
D13-0185	4"ID	5"FL	11	36	39.5	1.5	28.5	3.5	6	12
D13-0194	4"ID	5"ID	11	36	39	0	28.5	3	0	12
D13-1015	4"ID	4"ID	11	36	39.5	2.5	19	3.5	6	9
D13-1041	4"ID	5"ID	11	36	39.5	2.5	31	3.5	6	12
D13-1060	4"ID	4"ID	11	36	41	2.5	17.5	5	6	10
D13-1096	4"ID	4"ID	11	36	39.5	2.5	19	3.5	6	3
D13-1121	4"ID	4"ID	11	36	39.5	1.5	17	3.5	3	12
D13-1134	4"ID	4"ID	11	36	39.5	0	32	3.5	0	12
D13-1136	4"ID	4"ID	11	36	40	0	32.5	4	0	12
D13-1141	4"ID	4"ID	11	36	39.5	2.5	10	3.5	6	12
D13-1146	4"ID	4"ID	11	36	39.5	2.5	17.5	3.5	2	12
D13-1150	4"ID	4"ID	11	36	39.5	2.5	17	3.5	6:30	9
D13-1163	4"ID	4"ID	11	36	39.5	2.5	17	3	5:30	12
D13-1170	4"ID	4"ID	11	36	39	2	17	3	6	11
D13-1174	4"ID	5"ID	11	36	39.5	2.5	27.5	3.5	6	12

mufflers

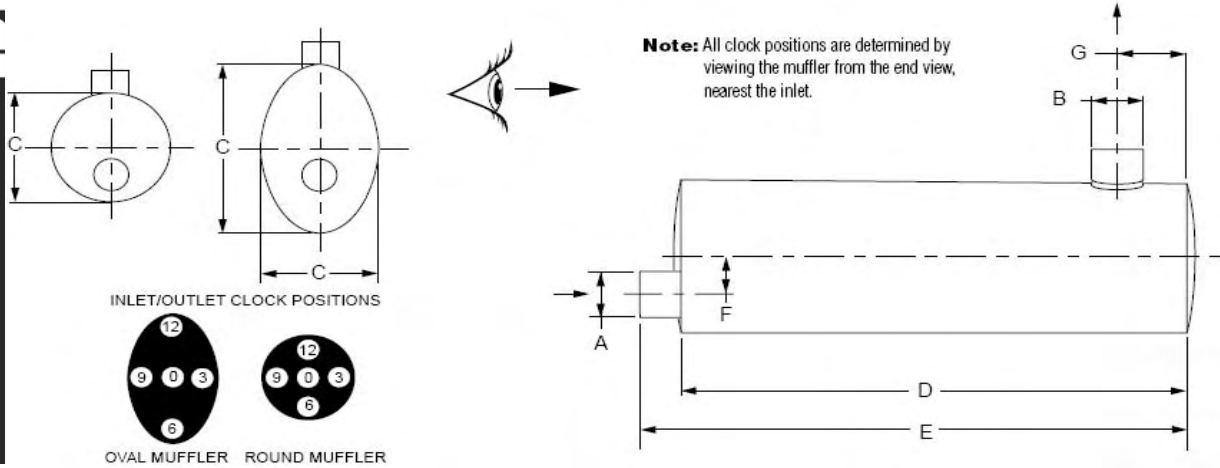
TYPE 9
END IN
SIDE OUT



PART# NUMBER	A INLET SIZE	B OUTLET SIZE	C BODY SIZE	D BODY LENGTH	E OVERALL LENGTH	F INLET OFFSET	G OUTLET OFFSET	H INLET LENGTH	INLET CLOCK POSITION	OUTLET CLOCK POSITION
D13-1193	4"ID	4"ID	11	36	39	3	3.5	3	6	3:30
D13-1513	4"ID	4"ID	11	36	36	?	17.5	3	6	9
D13-1518	4"ID	4"OD	11	36	39.5	4	4	3.5	6:30	3
D13-1520	4"ID	4"OD	11	36	39.5	3.5	32	3.5	6	2
D13-1560	4"ID	0	11	36	39.5	0	0	3	0	0
D13-1569	4"ID	4"ID	11	36	39.5	2.5	16	3	6	9
D13-1570	4"ID	5"ID	11	36	39.5	0	13.5	3	0	12
D13-1584	4"ID	4"ID	11	36	39.5	2.75	4	3.5	6	3
D13-2044	4"ID	4"ID	11	36	39	2.5	4.2	3.5	2	12
D13-4023	4"ID	4"ID	11	36	39.5	1.5	32	3.5	6	12
D14-0272	4"ID	4"ID	11	36	39.5	1	18.5	3.5	4	12
D14-0984	4"ID	4"OD	11	36	39.5	0	12.5-12.5	3.5	0	11-3
D13-1607	4"ID	4"ID	11	37	40.5	3	14	3.5	6	10
D13-1532	4"ID	5"OD	11	39	42.5	0	30.5	3	0	12
D13-0186	4"ID	5"FL	11	40	44	0	34	2	0	12
D13-1166	4"ID	5"ID	11	42	44	0	14	2	0	12
D14-0731	4"ID	4"ID	12	32	35.5	2	8	3	3	1:30-4:30
D13-1169	4"ID	4"ID	10x15	15.5	19	4.5	3	3	6	7
D13-0013	4"ID	4"OD	10x15	25	29	4.5	20	4	6	12
D13-1612	4"ID	4"OD	10x15	26	29.5	0	3.5	3	0	12
D13-1531	4"ID	4"OD	10x15	29	42	4.375	5.5	13	6	12
D13-0179	4"ID	4"ID	10x15	30	34	3.5	23.5	4	6	12
D13-7746	4"ID	4"ID	10x15	30.38	34	4.25	22.75	3.5	12	6
D13-1152	4"ID	4"ID	10x15	32	35.5	4.5	25	3.5	12	12
D14-0991	4"ID	4"ID	10x15	34	39	0	3.5	5	0	12
D13-0048	4"ID	4"OD	10x15	36	39.5	4	18	3.5	6	4
D13-0166	4"ID	4"ID	10x15	36	40.5	3.75	26.5	3	6	12
D14-0123	4"ID	4"ID	10x15	36	40.5	3.75	29	3.5	6	12
D13-0107	4"ID	5"ID	10x15	44	47.5	4	29.5	3.5	6	1:30-10:30
D13-1035	4"ID	4"ID	10x15	44	47.5	4.5	38.5	3.5	6	12
D13-1124	4"ID	5"ID	10x15	44	48	2	24	4	9	3
D13-1137	4"ID	5"ID	10x15	44	47.5	5	24	3.5	6	12

mufflers

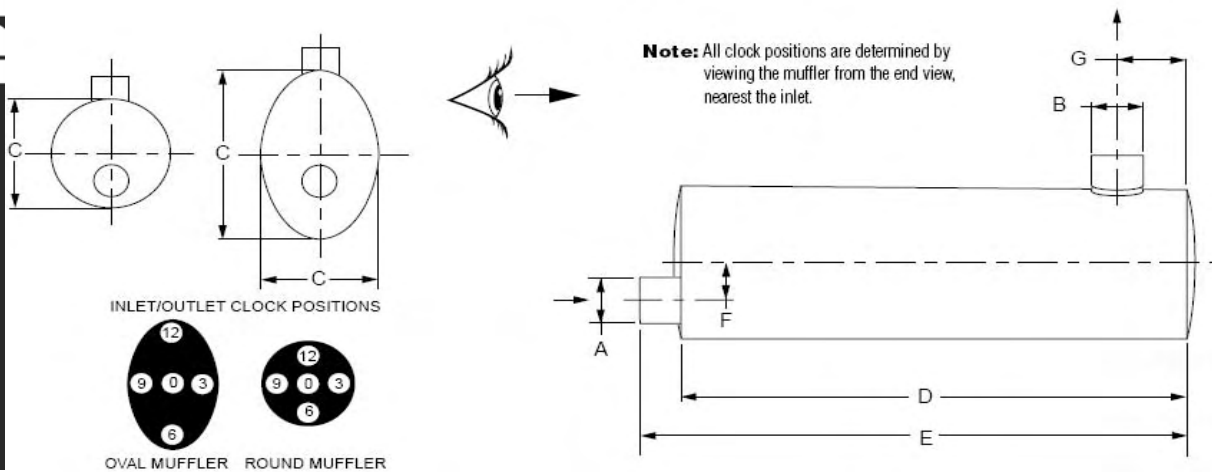
TYPE 9
END IN
SIDE OUT



PART# NUMBER	A INLET SIZE	B OUTLET SIZE	C BODY SIZE	D BODY LENGTH	E OVERALL LENGTH	F INLET OFFSET	G OUTLET OFFSET	H INLET LENGTH	INLET CLOCK POSITION	OUTLET CLOCK POSITION
D13-2091	4"ID	4"OD	10x15	44	47.5	3	6	3	6	12
D13-7287	4"ID	4"ID	10x15	44	47.25	H/V	38.5	3.5	6	12
D13-7694	4"ID	4"ID	11DW	36	39	2.5	3.75	3	2	12
D14-0032	4"ID	4"OD	8.25X11.5	21	25	2.5	3.5	3.5	12	3
D14-0418	4"ID	3.625"OD	8.25X11.5	22	26	2.5	4.25	3.5	12	3
D13-1089	4"ID	4"OD	8.25X11.5	23	26	2.5	6	3	6	12
D13-1058	4"ID	4"OD	8.25X11.5	26	29.5	4	16	3.5	12	3
D13-0051	4"ID	4"ID	8.25X11.5	26.5	30	3	3	3.5	6	12
D13-1117	4"ID	4"OD	8.25X11.5	26.5	29.5	2.75	10	3	12	3
D13-1168	4"ID	4"ID	8.25X11.5	26.5	30	2.5	4	3	6	3
D13-1613	4"ID	4"ID	8.25X11.5	26.5	31	2.5	15	3.5	6	3
D14-0649	4"ID	4"OD	8.25X11.5	26.5	30	2.5	5	3.5	12	1:30-10:30
D14-0940	4"ID	4"ID	8.25X11.5	26.5	30	3	17	3.5	12	3
D13-1557	4"ID	4"ID	8.25X11.5	27.125	30.625	2.5	10	3.5	12	3
D13-7643	4"ID	4"ID	8.25X11.5	28	31	2.5	16.5	2.3	12	8
D13-1162	4"ID	4"ID	8.25X11.5	30	33.5	2.5	9.5	3.5	12	3
D14-0265	4"ID	4"OD	8.25X11.5	30	34	2.5	9.5	3	6	9
D13-0156	4"ID	4"ID	8.25X11.5	32	35	3	14.5	3	6	12
D13-0181	4"ID	4"ID	8.25X11.5	32	35.5	2.5	20	3.5	12	4
D13-0098	4"OD	4"OD	8.5	32	36	1.25	7.5	4	6	3
D13-0109	4"OD	4"OD	9	44	50	0	40	5	0	12
D13-3575	4"OD	4"OD	9	46	50	0	28	4	0	12
D13-0108	4"OD	4"ID	10	23.5	27.5	2	4.5	4	6	11
D13-1573	4"OD	4"OD	10	31	34	0	12	5	0	12
D14-0912	4"OD	4"ID	10	36	41	2.25	16	5	12	3
D13-0168	4"OD	5"OD	10	44	48	0	10.5	3.5	0	12
D14-0243	4"OD	4"OD	11	34	39	0	14	3.5	0	12
D14-0779	4"OD	4"OD	11	34	38.5	0	18	3	0	12
D13-1027	4"OD	4"ID	11	36	39.5	2.5	17	3.5	6	12
D13-1031	4"OD	5"OD	11	36	40	0	26	4	0	12
D13-1070	4"OD	4"OD	11	36	39.5	2.5	17	3.5	6	4
D13-1106	4"OD	4"ID	11	36	41.5	0	11	5.5	0	12

mufflers

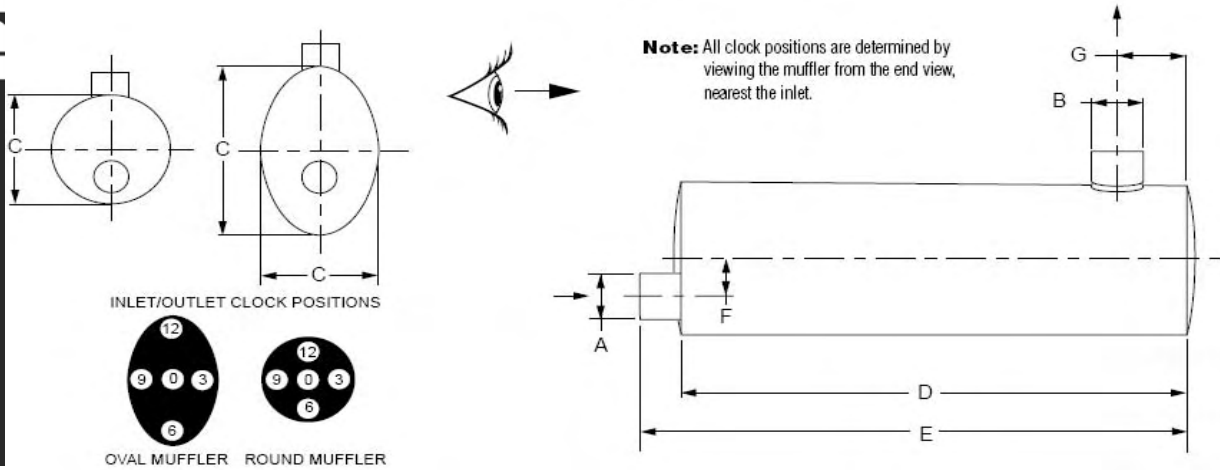
TYPE 9
END IN
SIDE OUT



PART# NUMBER	A INLET SIZE	B OUTLET SIZE	C BODY SIZE	D BODY LENGTH	E OVERALL LENGTH	F INLET OFFSET	G OUTLET OFFSET	H INLET LENGTH	INLET CLOCK POSITION	OUTLET CLOCK POSITION
D13-1158	4"OD	4"ID	11	36	41.5	0	22	5.5	0	12
D13-1526	4"OD	4"ID	11	36	41	2.5	16	5	9	12
D13-1564	4"OD	4"OD	11	36	40	2.5	7.5	4	12	3
D13-1028	4"OD	4"ID	11	42	45.5	0	10.5	3.5	0	12
D13-1195	4"OD	5"OD	11	42	47	0	34	5	0	12
D13-1199	4"OD	5"OD	11	42	46	0	3	4	0	12--00
D13-0047	4"OD	5"OD	11	44	47.5	0	4	3.5	0	12
D13-0018	4"OD	5"OD	12	36	39.5	3	14.75	3.5	6	9
D13-0142	4"OD	4"OD	10x15	26.5	31.5	0	3.5	5	0	12
D13-1115	4"OD	4"OD	10x15	27.5	29	4.5	5.5	1.5	6	2:30
D13-1019	4"OD	4"OD	10x15	30.5	34	3.5	23.5	3.5	6	12
D13-1083	4"OD	5"OD	10x15	36	40	2.5	4	4	6	12
D13-0070	4"OD	4"OD	8.25X11.5	26.5	30	2.5	4	3.5	12	3
D13-1017	4"OD	4"OD	8.25X11.5	26.5	31	3	19	4.5	6	12
D13-1064	4"OD	4"ID	8.25X11.5	26.5	30	2.5	7.5	4.5	6	9
D13-1109	4"OD	4"OD	8.25X11.5	26.5	31	1.5	8	4.5	6	1
D13-1504	4"OD	5"OD	8.25X11.5	26.5	32	2.5	3.5	5.25	6	2:30--8:30
D14-0094	4"OD	5"OD	8.25X11.5	26.5	30.5	2.5	3	4	12	8--4
D14-0623	4"OD	4"EL	8.25X11.5	26.5	31	2.5	8	4	6	8:30
D13-1171	4"OD	4"OD	8.25X11.5	28	31.5	2.5	16	3.5	6	10
D13-0193	4"OD	4"OD	8.25X11.5	33	38	3	3.5	4	6	12
D14-0270	4.5"ID	3"OD	12	36	39.5	0	7	3.5	0	12
D14-0969	4.5"OD	4"ID	10	29.5	34.5	0	7	4.5	0	12
D14-0362	4.625"F	5.15"OD ASP	10x15	13	15	3.75	5.5	2	6	12
D13-1189	5"ID	5"OD	9	28	31	0	3	3.5	0	12
D13-1191	5"ID	5"ID	10	26.5	30	3	22	3.5	6	10:30
D13-4283	5"ID	5"ID	10	26.5	30	2	22	3.5	6	10:30
D14-0257	5"ID	5"ID	10	27	30	2	22.25	3	6	1:30
D13-1198	5"ID	5"ID	10	28	31	3	5	3	9	12--0
D13-1043	5"ID	5"ID	10	29	32	0	15	3	0	12
D13-0174	5"ID	5"ID	10	29.5	42		4.5	11.5	6	3
D13-0100	5"ID	5"ID	10	32	35.5	1.5	20	3.5	5	9

mufflers

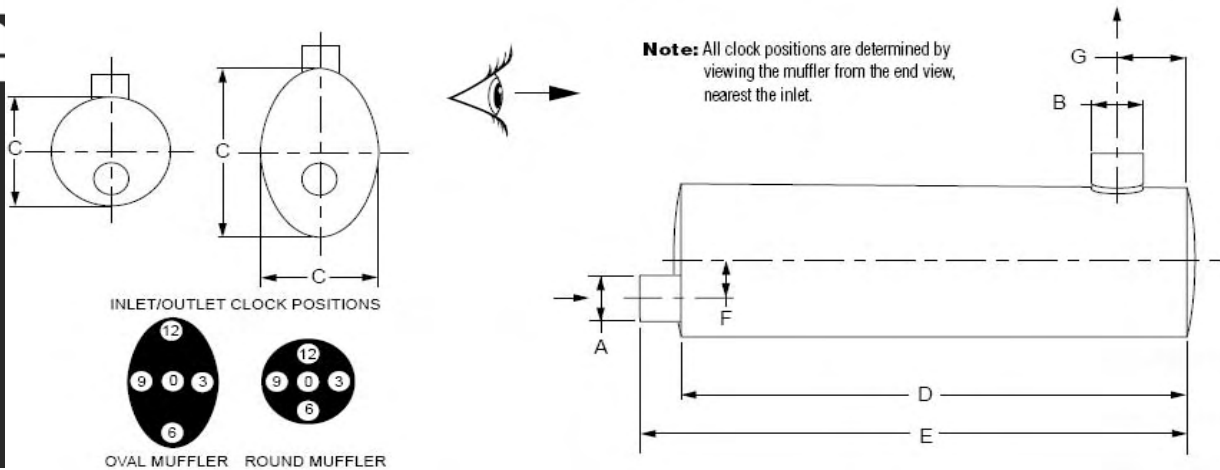
TYPE 9
END IN
SIDE OUT



PART# NUMBER	A INLET SIZE	B OUTLET SIZE	C BODY SIZE	D BODY LENGTH	E OVERALL LENGTH	F INLET OFFSET	G OUTLET OFFSET	H INLET LENGTH	INLET CLOCK POSITION	OUTLET CLOCK POSITION
D13-0052	5"ID	5"ID	10	35	38.5	0	4	3.5	0	12
D13-0173	5"ID	5"OD	10	36	41	0	6	3	0	12
D13-0167	5"ID	5"OD	10	44	49	0	38	3	0	12
D13-1078	5"ID	5"ID	10	44	47.5	0	13	3.5	0	12
D13-1102	5"ID	5"ID	10	44	47.5	0	15	3.5	0	12
D13-1108	5"ID	5"ID	10	44	49.5	0	6	3	0	12
D13-1503	5"ID	5"OD	10	44	51	0	8	7	0	6--12
D13-1521	5"ID	5"ID	10	44	47.5	0	17.5	3.5	0	12
D14-0929	5"ID	5"OD	10	44	48	0	11	4	0	12
D13-0112	5"ID	5"OD	10	48	52	0	40	4	0	6--12
D13-1555	5"ID	5"OD	10	48	51.5	0	19	3.5	0	12
D14-0746	5"ID	5"ID	11	18	22	0	9	4	0	12
D13-1527	5"ID	5"ID	11	20	24	0	12.5	4	0	12
D13-1148	5"ID	5"OD	11	24	27.5	2	15.5	3.5	6	9
D13-1546	5"ID	5"OD	11	25.75	29.25	2.125	8.5	3	9	3
D13-0085	5"ID	5"ID	11	26.5	29.5	2.5	?	3	6	9
D13-0157	5"ID	5"ID	11	26.5	30	2	4	3	6	10:30
D13-1112	5"ID	5"ID	11	27	30.5	0	13	3.5	0	12
D13-0101	5"ID	5"ID	11	29	32.5	2	10	3.5	12	9
D13-0171	5"ID	5"ID	11	29	35	0	5	6	0	12
D13-0022	5"ID	5"ID	11	33	38	2	25.5	4	6	12
D13-4024	5"ID	5"ID	11	33	36.5	2.25	24.5	3.5	6	12
D13-1155	5"ID	5"ID	11	34	37.5	0	20	3.5	0	12
D13-2076	5"ID	5"ID	11	36	39.5	2.25	28.5	3.5	6	12
D14-0686	5"ID	5"ID	11	36	39	2.5	27	3	6	12
D13-0127	5"ID	5"ID	11	40	45	0	26	5	0	12
D13-0161	5"ID	5"ID	11	40	44	0	4	3.5	0	12
D13-1553	5"ID	5"ID	11	42	45	0	8.5	2.5	0	12
D13-0044	5"ID	6"ID	11	44	47.5	0	5	3.5	0	12
D13-0065	5"ID	5"ID	11	44	47.5	2	5.5	3.5	6	12
D13-0081	5"ID	5"ID	11	44	47.5	2.5	29	3.5	6	1
D13-0132	5"ID	5"OD	11	44	47.5	0	29	3.5	0	6--12

mufflers

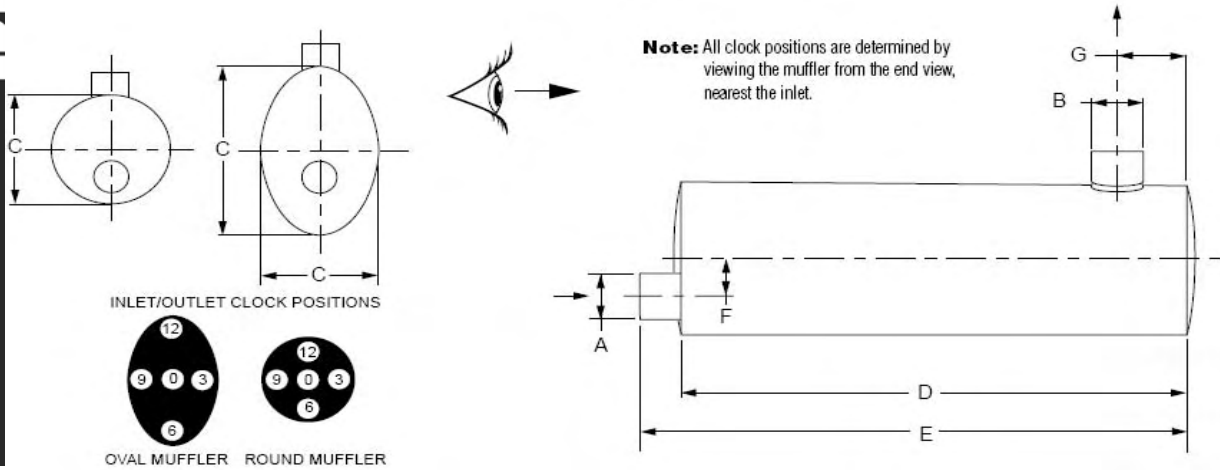
TYPE 9
END IN
SIDE OUT



PART# NUMBER	A INLET SIZE	B OUTLET SIZE	C BODY SIZE	D BODY LENGTH	E OVERALL LENGTH	F INLET OFFSET	G OUTLET OFFSET	H INLET LENGTH	INLET CLOCK POSITION	OUTLET CLOCK POSITION
D13-0149	5"ID	5"ID	11	44	47.5	2	35	3.5	6	12
D13-1033	5"ID	5"ID	11	44	47	0	30.5	3	0	12
D13-1056	5"ID	5"ID	11	44	48	2.25	36.5	4	6	12
D13-1101	5"ID	5"ID	11	44	47.5	0	30	3.5	0	12
D13-1103	5"ID	5"ID	11	44	47.5	0	31.5	3.5	0	12
D13-1129	5"ID	5"OD	11	44	47.5	2	29	3.5	6	6--12
D13-1525	5"ID	5"ID	11	47.5	51.5	0	5"ID	4	0	6--12
D13-0191	5"ID	5"OD	11	48	51.5	3.5	33	3.5	6	12
D13-1592	5"ID	5"FL	11	48.5	51.5	0	15.5	3	0	12
D13-1114	5"ID	5"ID	11	50	53.5	2	39	3.5	6	12
D13-1574	5"ID	5"ID	11	50	53	2.5	41	3	6	12
D14-0684	5"ID	5"ID	11	50	54	3	41	3	6	11
D13-0067	5"ID	5"ID	11	60	63.5	2.5	51.5	3.5	6	12
D13-1524	5"ID	5"ID	11	60	63	3	51.5	3	6	12
D13-0125	5"ID	5"ID	12	14.5	18	2.5	5.5	3.5	6	12
D13-1159	5"ID	5"ID	12	24	27.5	3	19	3	12	3
D13-0056	5"ID	5"ID	12	36	39.5	0	28	3.5	0	12
D13-0090	5"ID	5"ID	12	44	48	2.5	35	4	6	12
D14-0622	5"ID	6"ID	16	24	28	1.5	12	4	6	12
D14-0390	5"ID	5"OD	10x15	16	19.5	4	3.25	3.5	6	9
D14-0534	5"ID	5"OD	10x15	16	19.5	4	3.25	3.5	12	3
D13-0189	5"ID	5"ID	10x15	22	25.5	3.5	11.5	3.5	6	12
D14-0193	5"ID	5"ID	10x15	26	30	3.5	20.5	4	6	1--5
D14-0909	5"ID	5"ID	10x15	26.5	30	3.875	6	3	6	12
D13-1086	5"ID	5"ID	10x15	29.5	33	3.5	5	3.5	6	3
D13-0198	5"ID	5"ID	10x15	31	34	4	4	3	12	2:30
D14-0467	5"ID	6"OD	10x15	32	34.5	4	6	2.5	6	1
D14-0846	5"ID	6"OD	10x15	32	35.5	3.5	5.5	3.5	6	1:30
D13-0197	5"ID	5"ID	10x15	34	37.5	4.25	17	3.5	6	1:30--10:30
D13-0001	5"ID	5"ID	10x15	36	39	4	6.75	3	12	2
D13-0028	5"ID	5"ID	10x15	36	39.5	2.5	9	3.5	6	1
D13-0176	5"ID	5"OD	10x15	36	39.5	2.5	4.5	3.5	6	1

mufflers

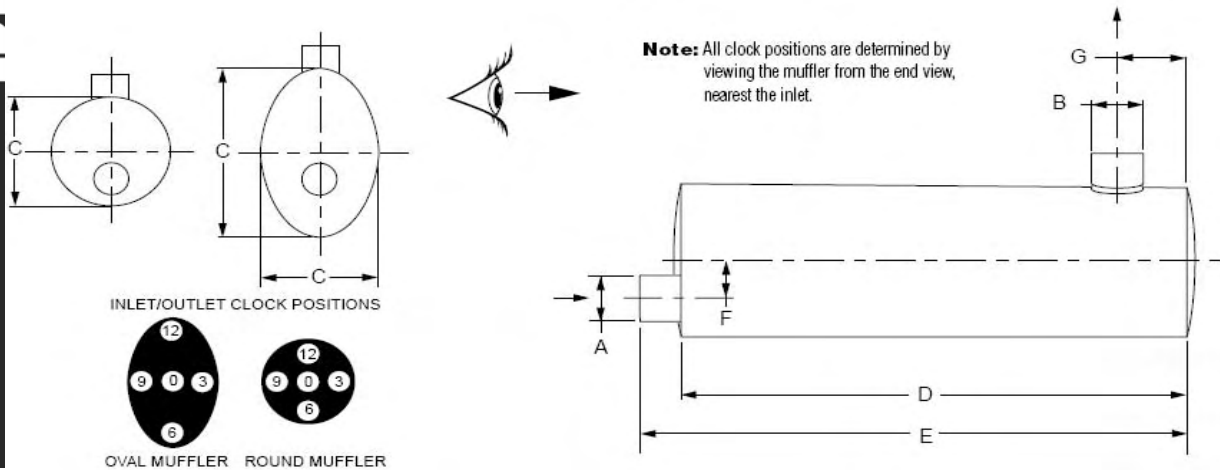
TYPE 9
END IN
SIDE OUT



PART# NUMBER	A INLET SIZE	B OUTLET SIZE	C BODY SIZE	D BODY LENGTH	E OVERALL LENGTH	F INLET OFFSET	G OUTLET OFFSET	H INLET LENGTH	INLET CLOCK POSITION	OUTLET CLOCK POSITION
D13-1080	5"ID	5"ID	10x15	36	39.5	2.5	9	3.5	12	10
D13-2077	5"ID	5"ID	10x15	36	39	2.5	4.75	3	12	12
D14-0159	5"ID	5"ID	10x15	36	40	4	28.5	3.5	6	12
D13-0032	5"ID	5"ID	10x15	37	41	4.125	5.625	3.5	12	2:15--8:15
D13-0060	5"ID	5"ID	10x15	37	40.5	4.25	3	3	12	3
D13-0049	5"ID	5"ID	10x15	44	47.5	4	30.5	3.5	6	2--10
D13-1149	5"ID	5"OD	10x15	44	46.5	4	13	2.5	6	10
D13-1505	5"ID	5"OD	10x15	44	47.5	3.5	13	3.5	6	10--2
D13-1522	5"ID	5"ID	10x15	44	47.5	3.5	24.5	3.5	12	3:15
D13-1633	5"ID	5"ID	10x15	44	47.5	4	4	3	6	9
D13-7587	5"ID	5"ID	10x15	44	47.5	4	38.5	3.5	6	12
D14-0279	5"ID	5"OD	10x15	44	47.5	0	30??	3.5	0	1--11
D14-0979	5"ID	5"ID	10x15	44	48	4.125	23.25	4	12	1--11
D14-0744	5"ID	5"OD	8.25X11.5	19.5	22.5	0	3.5	3	0	12
D13-1552	5"ID	5"ID	8.25X11.5	28	31.5	0	6--6	3	0	12--6
D14-0789	5"OD	4"OD	8.5	54	59	3.5	0	4	12	0
D13-1562	5"OD	5"ID	9	34	39	0	6.5	5	0	12
D13-1502	5"OD	5"ID	9	44	53	0	28.5	9	0	12
D13-0187	5"OD	5"OD	10	28	33	0	8	5	0	12
D14-0886	5"OD	5"OD	10	35	40	0	6	4.5	0	12
D13-0058	5"OD	5"OD	10	36	42	2	7.5	6	6	11
D13-0146	5"OD	5"OD	10	36	40	2	3.5	4	6	11
D13-1068	5"OD	5"OD	10	36	39	0	15	3	0	12
D13-0137	5"OD	5"OD	10	44	47.5	0	10.5	3.5	0	12
D13-1025	5"OD	5"OD	10	44	47	0	5.5	3	0	12
D13-1511	5"OD	5"OD	10	44	49	0	24	5	0	12
D13-1565	5"OD	5"ID	10	54	59	0	22.5	5	0	12
D13-1173	5"OD	5"ID	11	19	23.5	0	3.5	4.5	0	12
D13-1602	5"OD	5"ID	11	20	27	0	7	6	0	12
D13-0141	5"OD	5"OD	11	30	35	0	12.5	5	0	12
D13-0153	5"OD	5"ID	11	30	35	2.5	4	5	6	4
D13-1037	5"OD	5"ID	11	33	40	2.5	4	7	6	12

mufflers

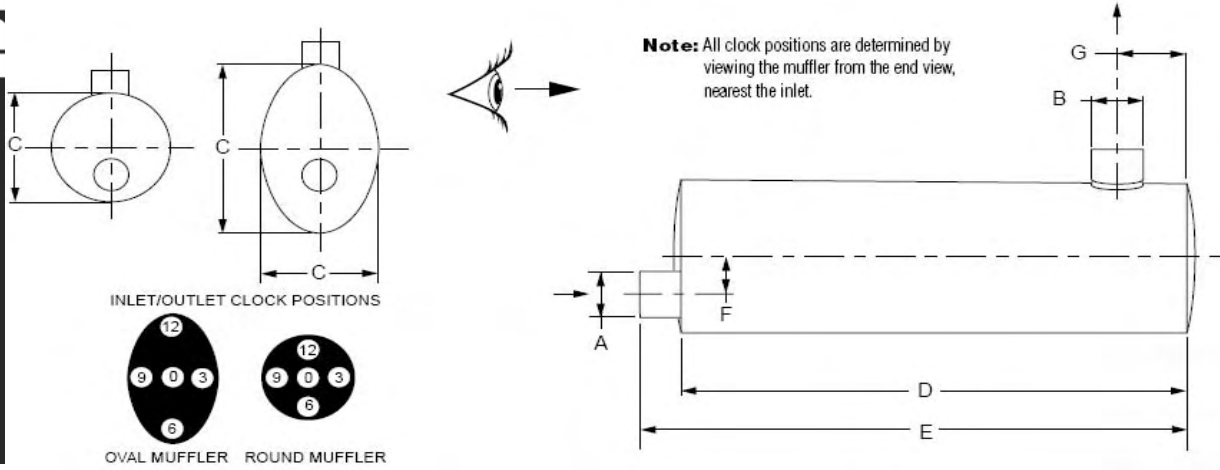
TYPE 9
END IN
SIDE OUT



PART# NUMBER	A INLET SIZE	B OUTLET SIZE	C BODY SIZE	D BODY LENGTH	E OVERALL LENGTH	F INLET OFFSET	G OUTLET OFFSET	H INLET LENGTH	INLET CLOCK POSITION	OUTLET CLOCK POSITION
D13-1578	5"OD	5"OD	11	33	37	0	10	3.75	0	12
D13-1076	5"OD	5"OD	11	35	43	2	15	8	6	12
D13-0192	5"OD	5"OD	11	36	40.5	3.5	11	4.5	6	9
D13-1164	5"OD	5"ID	11	36	41.5	0	3.2	5	0	12
D13-1507	5"OD	5"ID	11	40	44	0	4.5	4	0	12
D13-1123	5"OD	5"OD	11	43	47	3.5	28	4	6	12
D13-0097	5"OD	5"ID	11	44	49.5	0	30	5.5	0	12
D13-0133	5"OD	5"OD	11	44	47.5	2	12.5	3.5	12	10
D13-1024	5"OD	5"ID	11	44	54	0	32	10	0	12
D13-1030	5"OD	5"OD	11	44	49	2.5	3	5	6	12
D13-1192	5"OD	5"ID	11	44	48	3.5	15.5	4	3	12
D13-1048	5"OD	5"ID	11	50	56	0	36	6	0	12
D13-1055	5"OD	5"OD	11	50	55	0	36	5	0	12
D13-1583	5"OD	5"ID	11	50	54	0	23.5	4	0	12
D13-0111	5"OD	5"ID	11	51	56	2	25.5	5	6	2
D13-1042	5"OD	5"OD	11	60	65	0	51	5	0	12
D13-1050	5"OD	5"OD	12	23	27.5	0	4	4.5	0	12
D13-1063	5"OD	5"OD	12	25	29	0	21	4	0	12
D13-0023	5"OD	5"OD	12	27.5	33.5	0	6	6	0	12
D13-0160	5"OD	5"OD	12	27.5	34	0	5.5	6.5	0	12
D13-1568	5"OD	5"ID	12	30	35	0	11	4.5	0	12
D13-1165	5"OD	5"OD	12	33	36	0	18.5	3	0	12
D13-0020	5"OD	5"OD	12	36	42	0	15	5	0	12
D13-0172	5"OD	5"OD	12	36	41	0	7.5	5	0	12
D13-1120	5"OD	5"OD	12	36	41.5	0	16.5	5.5	0	12:30-5:30
D14-0600	5"OD	5"OD	12	36	42	0	15	5.5	0	12
D13-1034	5"OD	5"OD	12	40	44	0	4	4	0	12
D13-0092	5"OD	5"OD	10x15	23.5	27.5	4	15.5	4	6	12
D13-0021	5"OD	5"ID	10x15	32	35.5	4	3.5	3.5	6	3
D13-0062	5"OD	5"ID	10x15	36	42	4	6	6	6	9
D13-0134	5"OD	5"OD	8.25X11.5	25	34	0	9	9	0	12
D14-0466	5.5"OD	5.5"OD	10	30.5	35.5	0	6.25	5	0	12

mufflers

TYPE 9
END IN
SIDE OUT



PART# NUMBER	A INLET SIZE	B OUTLET SIZE	C BODY SIZE	D BODY LENGTH	E OVERALL LENGTH	F INLET OFFSET	G OUTLET OFFSET	H INLET LENGTH	INLET CLOCK POSITION	OUTLET CLOCK POSITION
D14-0926	6"F	5"OD	10x15	25	29	0	11.5	4	0	12
D14-0237	6"ID	6"ID	12	41	45	0	9	4	0	12
D14-0778	6"ID	6"ID	12	48	51	0	6	3	0	12
D14-0898	6"ID	6"OD	10x15	44	47.5	3.625	6	3	6	9