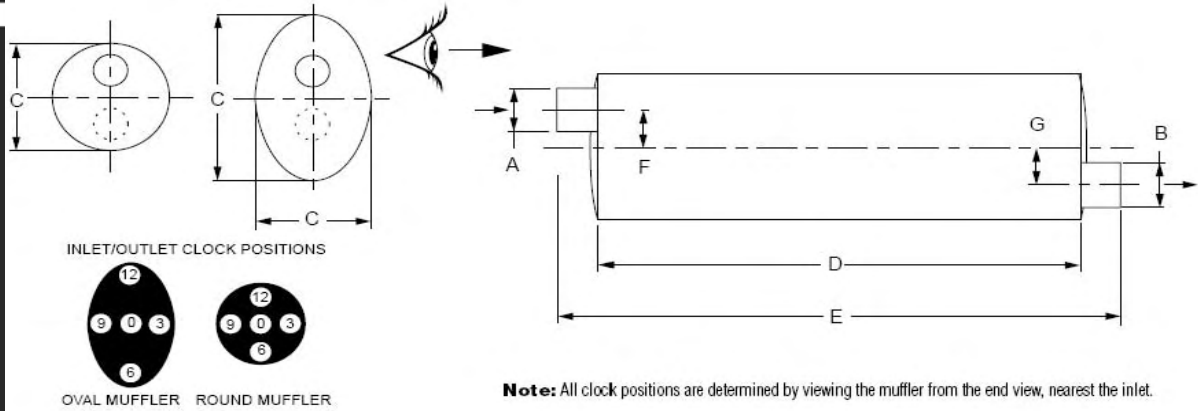


# mufflers

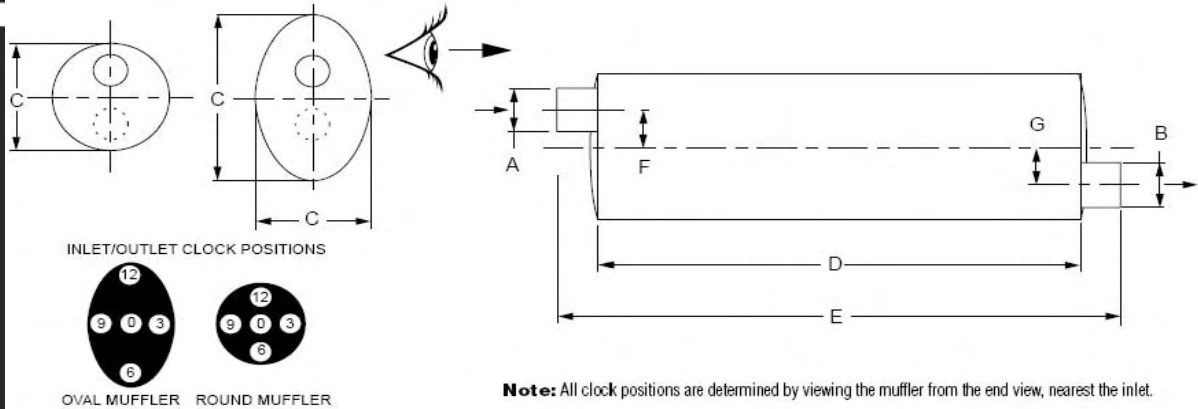
TYPE 2  
END NLET  
END OUTLET



PART# NUMBER	A INLET SIZE	B OUTLET SIZE	C BODY SIZE	D BODY LENGTH	E OVERALL LENGTH	F INLET OFFSET	G OUTLET OFFSET	H INLET LENGTH	INLET CLOCK POSITION	OUTLET CLOCK POSITION
D14-0699	1.25"ID	1.25"ID	4	18	22.5	0.875	0.875	3	12	6
D14-0693	1.5"ID	1.5"OD	2	9	10.75	1.5	1.5	0.25	12	4:30
D14-0754	1.5"ID	1.5"OD	7	11.5	15	1.75	1.75	3	6	1:30
D12-2025	1.5"ID	1.5"OD	7	13	18	2	2	2.5	12	6
D12-2023	1.5"ID	1.5"OD	7	12.5	18.5	0.75	2.375	3	3	6
D14-0275	1.5"ID	1.5"OD	4.25x8.75	12	18	1.5	0.75	2	1:30	6
D14-0180	1.625"ID	1.5"EL	4.25x8.75	15.5	22	2.25	0	2.5	12	0
D12-2003	1.75"ID	1.75"ID	6	18	25	1.5	1.5	3.5	4	12
D11-5208	1.75"ID	1.75"ID	4.25x8.75	13.25	18.75	2.625	0	2.25	6	0
D12-2008	1.75"OD	1.75"OD	6	18	25	1.5	1.5	3.5	4	12
D14-0469	1.75"OD	1.75"OD	8.5	10.5	14.5	2.75	2.75	2	6	12
D14-0136	1.75"OD	1.5"OD	4.25x8.75	15.75	17.25	2.475	0	0.75	6	0
D12-2012	1.875"ID	1.75"ID	6	10.5	15	1.5	1.5	2.25	6	1
D12-2010	1.875"ID	1.75"ID	6	17	21	1.5	1.5	2	12	5
D10-0203	2"ID	2"ID	4	12	21	1	1	4.5	6	12
D10-0213	2"ID	2"ID	4	17	25	1	1	4	6	12
D12-2011	2"ID	2"ID	6	10.5	15.5	1.5	1.5	2.25	6	11
D12-2009	2"ID	2"ID	6	15	20	1.5	1.5	2.5	6	12
D14-0806	2"ID	2"ODEL	6	15	21.57	1.5--0.38	1.25--0.75	1.75	8:30	1:30
D14-0551	2"ID	2"ID	6	16.25	23.25	0	1.25	3.5	0	12
D12-2004	2"ID	2"ID	6	18	25	1.5	1.5	3.5	4	12
D13-2019	2"ID	2"ID	6	24	30	1.4	1.4	3	12	6
D12-2220	2"ID	2"ID	6	26.5	32.5	1.5	1.5	3.75	6	12
D12-2221	2"ID	2"ID	6	26.5	32.5	1.5	1.5	3	6	12
D12-0129	2"ID	2"ID	7	13	16.75	2	2	1	12	6
D14-0907	2"ID	2"ID	7	14	18	2	2	2	6	6
D12-2007	2"ID	2"ID	7	15	21	2.25	2.25	3.5	12	6
D14-0184	2"ID	2"ID	7	16	21	1.75	1.75	2.5	6	12
D12-2001	2"ID	2"ID	7	19.375	26.375	2.25	2.25	3.5	6	12
D14-0716	2"ID	2"ID	8	15.75	18.75	2	2	3	12	7:30
D99-0167	2"ID	2"ID	4.5x11	16.25	20	3	0	2	12	0

# mufflers

TYPE 2  
END NLET  
END OUTLET

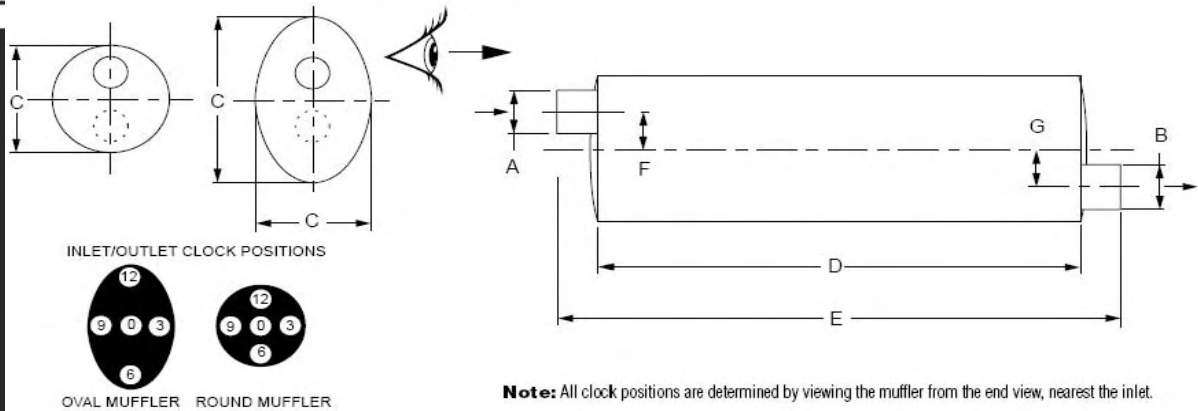


**Note:** All clock positions are determined by viewing the muffler from the end view, nearest the inlet.

PART# NUMBER	A INLET SIZE	B OUTLET SIZE	C BODY SIZE	D BODY LENGTH	E OVERALL LENGTH	F INLET OFFSET	G OUTLET OFFSET	H INLET LENGTH	INLET CLOCK POSITION	OUTLET CLOCK POSITION
D12-5030	2"ID	2"ID	4.5x11	17	22.5	3	0	2	12	0
D99-0053	2"ID	2"ID	4.5x11	19.375	23.375	3	0	2	12	0
D12-5034	2"ID	2"ID	4.5x11	19.375	26.875	3	3	3.5	6	12
D14-0542	2"ID	2"OD	4.25x8.75	8	14	0	2	3	0	12
D11-5041	2"ID	2"ID	4.25x8.75	13.25	18.75	2.625	2.625	2.25	6	12
D11-5044	2"ID	2"ID	4.25x8.75	13.25	18.75	0	2.625	2.25	0	12
D11-5046	2"ID	2"ID	4.25x8.75	13.25	18.75	2.625	0	2.25	6	0
D12-5750	2"ID	2"ID	4.25x8.75	18	23.5	2.625	0	2.5	12	0
D12-5751	2"ID	2"ID	4.25x8.75	18	23.5	2.625	2.625	2.5	12	6
D14-0614	2"NPT	2"NPT	4.25x8.75	24	30	0	2.625	3	0	6
D14-0860	2"OD	2"ODEL	6	15	21.57	1.5--0.38	1.25--0.75	1.75	8:30	1:30
D14-0449	2"OD	2"OD	10	6.5	11.5	2	2	1.5	12	6
D10-0204	2.25"ID	2.25"ID	4	12	21	1	1	4.5	6	12
D10-0214	2.25"ID	2.25"ID	4	17	25	1	1	4	6	12
D14-0456	2.25"ID	2.5"ID	6	23	28	1.75	1.75	2.5	6	6
D12-2225	2.25"ID	2"ID	6	26.5	32.5	1.375	1.5	3	6	12
D12-2230	2.25"ID	2.25"ID	6	26.5	32.5	1.375	1.375	3	6	12
D12-2232	2.25"ID	2.25"ID	6	26.5	34	1.375	1.375	3	6	12
D12-2000	2.25"ID	2.25"ID	7	19.375	26.375	1.5	1.5	3.5	6	12
D12-2006	2.25"ID	2"ID	7	24	30.5	1.5	1.5	3.5	6	12
D12-2572	2.25"ID	2.25"ID	7	24	31	1.5	1.5	3.5	6	12
D99-0051	2.25"ID	2"ID	4.5x11	19.375	23.375	3	0	2	6	0
D12-5024	2.25"ID	2.25"ID	4.5x11	19.375	26.375	0	3	3.5	0	12
D12-5028	2.25"ID	2.25"ID	4.5x11	19.375	26.375	3	3	3.5	6	12
D12-5023	2.25"ID	2"OD	4.5x11	19.375	26.875	3	3	3.5	6	12
D12-5025	2.25"ID	2"OD	4.5x11	19.375	26.875	0	3	3.5	0	12
D12-5026	2.25"ID	2"OD	4.5x11	19.375	26.875	3	0	3.5	6	0
D12-5027	2.25"ID	2.25"ID	4.5x11	19.375	26.875	3	0	3.5	6	0
D11-5175	2.25"ID	2.25"ID	4.25x8.75	13.25	15.75	2.625	2.625	1.25	6	12
D11-5176	2.25"ID	2.25"ID	4.25x8.75	13.25	15.75	2.625	2.625	1.25	6	12
D11-5051	2.25"ID	2.25"ID	4.25x8.75	13.25	18.75	2.625	2.625	2.25	6	12

# mufflers

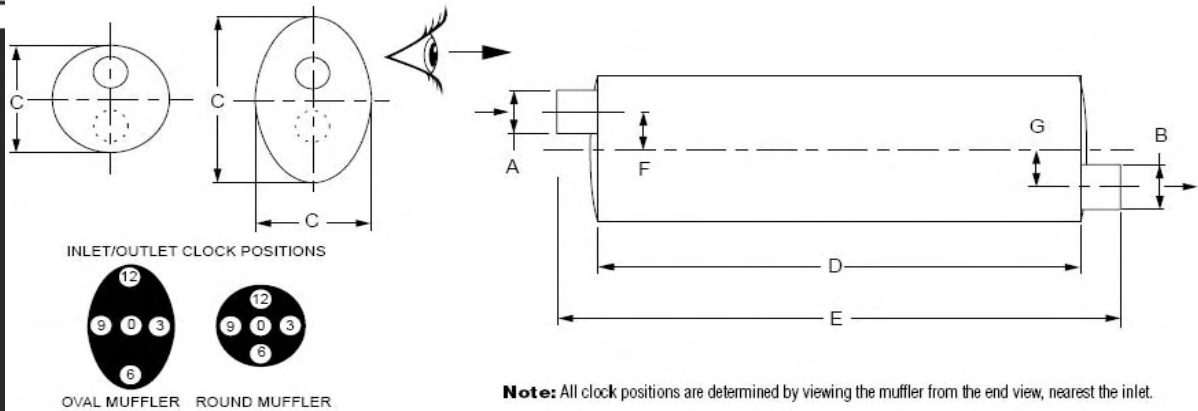
TYPE 2  
END NLET  
END OUTLET



PART# NUMBER	A INLET SIZE	B OUTLET SIZE	C BODY SIZE	D BODY LENGTH	E OVERALL LENGTH	F INLET OFFSET	G OUTLET OFFSET	H INLET LENGTH	INLET CLOCK POSITION	OUTLET CLOCK POSITION
D11-5053	2.25"ID	2.25"ID	4.25x8.75	13.25	18.75	2.625	0	2.25	6	0
D11-5054	2.25"ID	2.25"ID	4.25x8.75	13.25	18.75	0	2.625	2.25	0	12
D12-5753	2.25"ID	2.25"ID	4.25x8.75	18	23	2.625	0	2.5	12	0
D12-5752	2.25"ID	2"ID	4.25x8.75	18	23.5	2.625	0	2.5	12	0
D12-5754	2.25"ID	2.25"ID	4.25x8.75	18	23.5	2.625	2.625	2.25	12	6
D14-0561	2.375"ID	2"TP	7	6.5	14	1.75	1.25	3	12	6
D14-0096	2.375"ID	2"ID	4.25x8.75	18	22	2.625	2.625	2	12	6
D14-0934	2.375"OD	1.75"OD	6	25	29.5	0	1.625	2.5	0	12
D13-7621	2.5"F	2"ID	6	29	36	1.2	1.4	4	12	6
D14-0107	2.5"FL	2"OD	4.25x8.75	19	44	2.625	0	3	12	0
D12-0130	2.5"ID	2.5"ID	6	20	26	1.375	1.375	3	6	12
D14-0701	2.5"ID	2.5"ID	6	21	27.5	0	1.375	2.75	0	6
D12-2654	2.5"ID	2.25"ID	6	24	31	1.375	1.375	3.5	6	12
D12-0132	2.5"ID	2.25"ID	6	26.5	32	1.375	1.375	2.5	6	12
D12-2235	2.5"ID	2.25"ID	6	26.5	32.5	1.375	1.375	3	6	12
D12-2240	2.5"ID	2.5"ID	6	26.5	32.5	1.375	1.375	3	6	12
D12-2304	2.5"ID	2"ID	6	26.5	33.25	1.375	1.5	3	6	12
D13-7702	2.5"ID	2.5"ID	6	34	40	1.375	1.375	3	6	12
D12-0137	2.5"ID	2.5"ID	7	19.375	26.375	1.5	1.5	3.125	6	12
D99-0108	2.5"ID	2.25"ID	7	19.375	26.375	1.5	1.5	3.5	6	12
D12-2026	2.5"ID	2.25"ID	7	24	29	1.5	1.5	3	6	10:30
D12-2570	2.5"ID	2.25"ID	7	24	31	1.5	1.5	3.5	6	12
D12-2571	2.5"ID	2.5"ID	7	24	31	1.5	1.5	3.5	6	12
D12-2575	2.5"ID	2.5"ID	7	26.5	34	1.5	1.5	3.5	6	12
D14-0900	2.5"ID	2.5"OD	8	6	11	2	2	2	6	12
D99-0117	2.5"ID	2.5"ID	8	6	11	2	2	2.5	6	12
D12-2580	2.5"ID	2.5"ID	8.5	26.5	33.25	2.5	2.5	3.5	6	12
D12-5021	2.5"ID	2.25"OD	4.5x11	19.375	25.875	3	3	3	6	12
D12-0128	2.5"ID	2.5"ID	4.5x11	19.375	26.875	3	3	3.5	6	12
D12-5032	2.5"ID	2.5"ID	4.5x11	19.375	26.875	0	3	3.5	0	6
D12-5035	2.5"ID	2.5"ID	4.5x11	19.375	26.875	3	0	3.5	6	0

# mufflers

TYPE 2  
END NLET  
END OUTLET

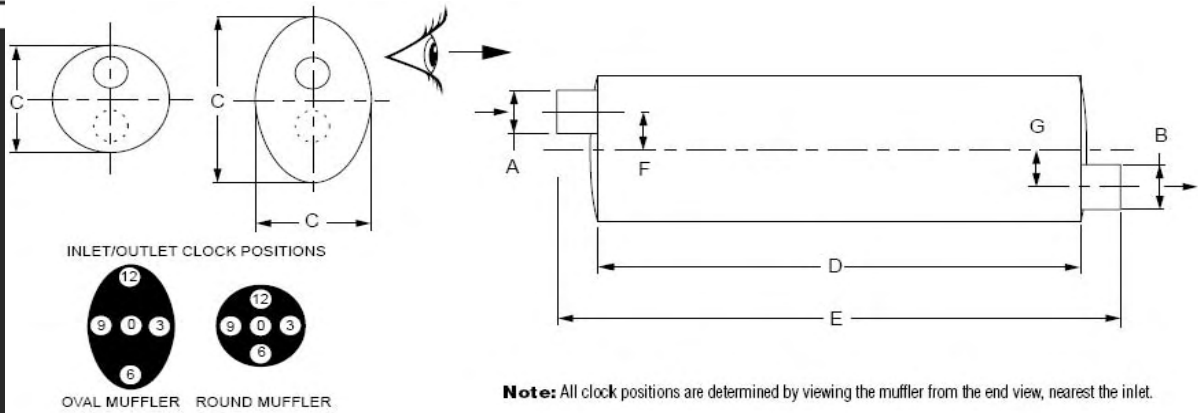


**Note:** All clock positions are determined by viewing the muffler from the end view, nearest the inlet.

PART# NUMBER	A INLET SIZE	B OUTLET SIZE	C BODY SIZE	D BODY LENGTH	E OVERALL LENGTH	F INLET OFFSET	G OUTLET OFFSET	H INLET LENGTH	INLET CLOCK POSITION	OUTLET CLOCK POSITION
D12-5325	2.5"ID	2.5"ID	4.5x11	29.5	36.5	3	0	3.5	6	0
D12-5326	2.5"ID	3"ID	4.5x11	29.5	36.5	3	0	3.5	6	0
D12-5328	2.5"ID	2.5"ID	4.5x11	29.5	36.5	0	3	3.5	0	12
D11-5052	2.5"ID	2.5"ID	4.25x8.75	13.25	18.75	2.625	2.625	2.75	6	12
D11-5055	2.5"ID	2.5"ID	4.25x8.75	13.25	18.75	2.625	0	2.75	6	0
D11-5056	2.5"ID	2.5"ID	4.25x8.75	13.25	18.75	0	2.625	2.75	0	12
D99-0005	2.5"ID	2.5"ID	4.25x8.75	13.25	18.75	2.625	2.625	2.5	6	12
D12-5756	2.5"ID	2.25"ID	4.25x8.75	18	23.5	2.625	2.625	2.5	12	6
D12-0105	2.5"ID	2.5"ID	4.25x8.75	22	28	0	2	3	0	12
D99-0067	2.5"ID	2.25"OD	4.25x8.75	26.5	32	2.625	2.625	2.5	12	6
D14-0150	2.5"OD	2.5"OD	7	28.5	42.5	1.875	1.875	2	6	12
D13-1620	2.5FL	2.5FL	7	35	44	1.5	1.5	4	12	6
D14-0562	2.75"FL	2.5"OD	7	28.5	43	1.5	1.5	1	6	12
D12-3047	2.75"ID	2.25"ID	7	30	37	1.625	1.5	3	6	12
D12-2350	2.75"ID	2.75"ID	7	33	39.5	1.625	1.625	3	6	12
D12-2351	2.75"ID	2.75"OD	7	33	39.5	1.625	1.625	3	6	12
D12-3026	2.75"ID	2.75"ID	8.5	20	26	2.125	2.125	2.75	6	12
D12-3027	2.75"ID	2.5"ID	8.5	20	26	2.125	2.5	3	6	12
D13-0106	2.75"ID	2.75"ID	4.5x11	18	24.5	3.125	0	3.5	6	0
D12-5004	2.75"ID	2.75"OD	4.5x11	24	29	2	2	2.5	12	6
D14-0635	2.875"ID	4"OD	6x10	27.5	33.5	2.5	2.5	3	12	6
D13-0093	3"FL	2.5"OD	8.25x11.5	20	30	3	3.25	5	12	6
D14-0565	3"ID	2.5"ID	6	16	22.5	0	1	3	0	12
D12-3348	3"ID	3"ID	7	19.375	26	1.625	1.625	3	6	12
D12-3363	3"ID	3"ID	7	26.5	33	1.625	1.625	3	6	12
D12-3347	3"ID	3"ID	7	30	36	1.625	1.625	3	6	12
D14-0822	3"ID	3"ID	7	30	36	1.625	1.625	3	6	12
D13-0071	3"ID	3"ID	8	20	27	2	2	3.5	12	6
D13-0064	3"ID	3"OD	8	21	39	2	2	6	12	6
D14-0221	3"ID	3"ID	8.5	22	25	2.125	2.125	1.5	6	12
D12-3030	3"ID	3"ID	8.5	20	26	2.125	2.125	3	6	12

# mufflers

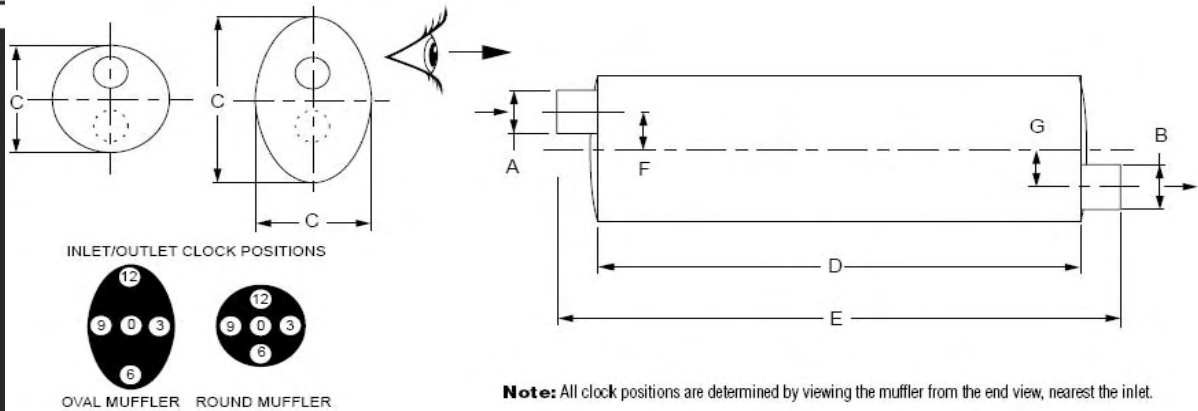
TYPE 2  
END NLET  
END OUTLET



PART# NUMBER	A INLET SIZE	B OUTLET SIZE	C BODY SIZE	D BODY LENGTH	E OVERALL LENGTH	F INLET OFFSET	G OUTLET OFFSET	H INLET LENGTH	INLET CLOCK POSITION	OUTLET CLOCK POSITION
D12-3031	3"ID	3"ID	8.5	20	26	2.125	2.125	1.5	6	12
D12-3025	3"ID	2.5"ID	8.5	20	27	2.125	2.5	3	6	12
D12-3035	3"ID	2.75"ID	8.5	20	27	2.125	2.125	3	6	12
D13-2010	3"ID	3"ID	8.5	28	33	2	2	2.2	12	6
D14-0834	3"ID	3"OD	8.5	29.5	35	2	3	3	6	0
D12-3430	3"ID	3"ID	8.5	29.5	35.5	2.125	2.125	2.5	6	12
D12-3431	3"ID	3.5"ID	8.5	29.5	36	2.125	2.125	2.5	6	12
D14-0202	3"ID	3"ID	10	20	28	3	0	3.875	12	0
D13-4070	3"ID	4"ID	11	36	42	3	4	3	6	12
D11-5301	3"ID	3"ID	4.5x11	14.75	20.25	3	3	2.75	6	12
D11-5303	3"ID	3"ID	4.5x11	14.75	20.25	0	3	2.75	0	6
D11-5304	3"ID	3"ID	4.5x11	14.75	20.25	3	0	2.75	6	0
D99-0004	3"ID	3"ID	4.5x11	14.75	20.25	0	3	2.5	0	6
D12-5037	3"ID	2.5"ID	4.5x11	19.375	24.375	3	3	3	12	6
D99-0058	3"ID	3"ID	4.5x11	19.375	24.5	0	3	2.25	0	12
D12-5031	3"ID	2.75"ID	4.5x11	19.375	26.25	3	0	3.25	6	0
D12-5001	3"ID	3"ID	4.5x11	23	28	0	3	2.5	0	12
D12-5003	3"ID	3"ID	4.5x11	23	28	3	0	2.5	6	0
D12-5006	3"ID	2.5"ID	4.5x11	23	28	0	3	2.5	0	12
D12-5040	3"ID	3"ID	4.5x11	23	28	3	3	2.5	6	12
D99-0115	3"ID	2.75"OD	4.5x11	23	29.5	3	3	2.75	12	6
D12-5327	3"ID	3"ID	4.5x11	29.5	36	3	0	3	6	0
D14-0525	3"ID	2.5"OD	8.25x11.5	9	17.5	3	3.25	3.5	12	6
D13-1074	3"ID	3"OD	8.25x11.5	18.5	22.5	2.5	3.5	2	12	6
D13-2088	3"ID	3"ID	8.25x11.5	18	25	1.5--1.625	1.625--1.5	3.5	10:30	4:30
D12-0107	3"ID	2.75"OD	8.25x11.5	21	26	2.5	2.5	2	12	6
D13-2030	3"ID	3"ID	8.25x11.5	26	34	2.5	2.5	4	12	6
D13-1182	3"OD	4"OD	8.5	29.5	41	2.125	1.5	8.5	12	9
D13-0105	3"OD	3"OD	8.5	29.5	41.5	2.125	2.125	8.5	12	9
D13-0140	3"OD	3"OD	8.5	29.5	41.5	2.125	2.125	8.5	12	9
D13-0114	3"OD	3"OD	8.5	24.5	43	2.125	2.125	14.5	6	12

# mufflers

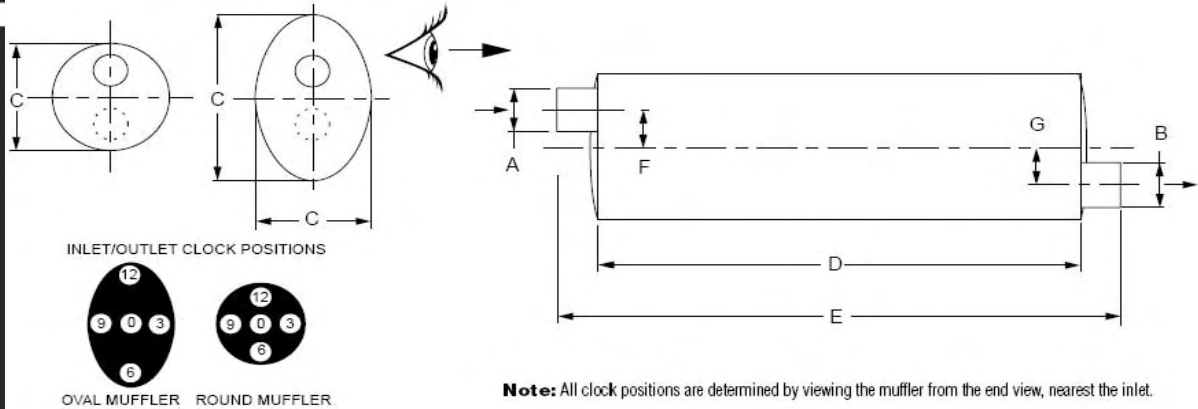
TYPE 2  
END NLET  
END OUTLET



PART# NUMBER	A INLET SIZE	B OUTLET SIZE	C BODY SIZE	D BODY LENGTH	E OVERALL LENGTH	F INLET OFFSET	G OUTLET OFFSET	H INLET LENGTH	INLET CLOCK POSITION	OUTLET CLOCK POSITION
D99-0078	3"OD	3"OD	8.5	24.5	43	2.125	2.125	14.5	6	12
D14-0207	3.125"ID	3.125"ID	10x15	20	26	0	4.5	3	0	12
D12-3437	3.25"ID	2.5"ID	7	26.5	33.25	1.625	1.5	3.25	6	12
D14-0103	3.5"FL	2"OD	4.25x8.75	19	25	1	2.25	2.5	6	12
D13-0126	3.5"ID	3.5"ID	8.5	24	29	2.5	2.5	2.5	12	6
D13-2018	3.5"ID	3"ID	8.5	38	43	1.8	2	2.5	12	6
D14-0915	3.5"ID	3.33"OD	9	26.5	32	2.25	2.25	2.75	12	6
D14-0719	3.5"ID	3"ID	9	36	42	1.5	1.5	3	12	6
D13-0027	3.5"ID	3.5"ID	11	30	37	2.5	2.5	3.25	6	12
D13-0029	3.5"ID	4"ID	10x15	36	42	0	4.5	2.5	0	6
D13-1556	3.5"ID	3.5"ID	6x10	11.5	16	1.75	1.75	2.25	12	6
D13-0148	3.5"ID	3.5"ID	6x10	26	32	2.5	2.5	3	12	6
D14-0835	3.5"ID	3.5"ID	8.25x11.5	20	27	2.5	2.5	3.5	12	6
D13-2041	3.5"ID	3.5"ID	8.25x11.5	26	32	3	3	3	12	6
D13-2002	3.5"ID	3.5"ID	8.25x11.5	26	33	3	3	4	12	6
D13-6291	3.5"ID	4"ID	8.25x11.5	26.5	34	2.75	2.75	3.5	6	12
D14-0015	3.5"ID	4.14OD	8.25x11.5	26.5	34	2.5	2.5	3.5	12	6
D13-6295	3.5"ID	4"ID	8.25x11.5	29.5	36.5	2.75	2.75	3.5	12	6
D99-0090	3.5"ID	3.5"ID	8.25x11.5	44	51	3	3	3.5	12	6
D14-0538	3.5"OD	3.5"OD	8	27	34	0	1	3.5	0	6
D14-0983	3.5"OD	3.5"ID	8.25x11.5	33.5	41.5	3.5	0	4.5	6	0
D14-0370	3.9"ID FL	5.125"OD ASP	8.25x11.5	29.5	39.75	2.5	3	2.7	12	6
D14-0717	3.9FL	2.5"OD	6	15	19.5	1.75	3	2	6	12
D14-0125	4"FL	4"OD	8.25x11.5	26.5	52	3	3	3	6	12
D13-0103	4"ID	3"ID	8.5	25	32	2	2.25	3	6	12
D13-1178	4"ID	4"ID	8.5	25	32	2	2.25	3.5	6	12
D13-1596	4"ID	4"ID	8.5	33	41	0	1.875	4	0	6
D13-1160	4"ID	5"OD	9	20	29.5	1.5	0	3.5	12	0
D13-0175	4"ID	4"ID	9	30	36.5	0	1.5	3	0	6
D12-2002	4"ID	3"ID	10	26.5	33	2	1.625	3.25	12	7:30
D12-4041	4"ID	4"ID	10	26.5	33.5	2.5	2.5	3.5	10:30	6

# mufflers

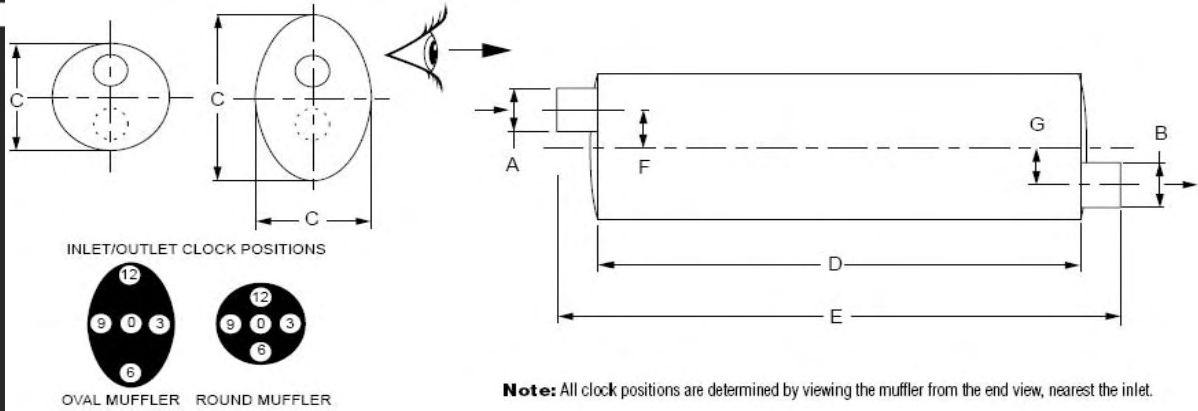
TYPE 2  
END NLET  
END OUTLET



PART# NUMBER	A INLET SIZE	B OUTLET SIZE	C BODY SIZE	D BODY LENGTH	E OVERALL LENGTH	F INLET OFFSET	G OUTLET OFFSET	H INLET LENGTH	INLET CLOCK POSITION	OUTLET CLOCK POSITION
D13-2031	4"ID	4"ID	10	28	33.5	2.5	2.5	3	12	6
D13-4035	4"ID	3.5"ID	10	26.5	34	2.5	2.5	3.5	6	12
D13-4040	4"ID	4"ID	10	26.5	34	2.5	2.5	3.5	6	12
D14-0665	4"ID	5"ID	10	28	34	2	2.25	3	12	6
D13-1600	4"ID	4"ID	10	29.5	36	2.5	2.5	3.25	12	6
D13-2009	4"ID	4"ID	10	36	43	2.5	2.5	3	12	6
D13-2039	4"ID	4"ID	10	44.5	51	0	2.4	3	0	6
D13-2083	4"ID	4"ID	10	44	51	0	2	3.5	0	6
D13-1601	4"ID	5"ID	11	25	32	0	2.5	3	0	12
D13-2045	4"ID	4"ID	11	30	36	2.5	2.5	3.1	12	6
D13-2069	4"ID	4"ID	11	32	38	2.5	2.5	3	12	6
D13-1147	4"ID	4"ID	11	36	43	2.5	2.5	3.5	12	6
D13-4022	4"ID	4"ID	11	36	44	2.25	2.25	3.5	6	12
D13-0080	4"ID	4"ID	12	32	39	3	3	3.5	6	0
D13-1176	4"ID	4"ID	10x15	26	33	4.5	4.5	3	12	6
D13-2012	4"ID	4"ID	10x15	26	33	4.2	4.2	3	12	6
D14-0606	4"ID	4"ID	10x15	26	33	4.5	4.5	3.5	12	6
D13-0078	4"ID	4"OD	10x15	26	36	4	4	5	6	12
D13-1119	4"ID	4"ID	10x15	30	36	4.5	3	3	6	12
D14-0236	4"ID	4"ID	10x15	27.5	38	4.2	4.2	3	12	6
D13-0155	4"ID	5"ID	10x15	34	40	4.25	4.25	3	6	12
D13-1181	4"ID	4"ID	10x15	36	43	4.5	0	3.5	12	0
D13-1181	4"ID	4"ID	10x15	36	43	3	0	3	6	0
D13-7729	4"ID	5"ID	10x15	44	50.5	3.1	3.1	3.25	12	6
D13-2040	4"ID	4"ID	10x15 DW	36	43	0	4.5	3	0	6
D12-5038	4"ID	4"ID	8.25x11.5	20	28	3	3	4	6	12
D13-2042	4"ID	3.5"ID	8.25x11.5	27	32	2.5	2.5	2.6	12	6
D13-2033	4"ID	4"ID	8.25x11.5	27	33	2.5	2.5	3.1	12	6
D13-6035	4"ID	3.5"ID	8.25x11.5	26.5	33.5	2.75	2.75	3.5	6	12
D13-6040	4"ID	4"ID	8.25x11.5	26.5	33.5	2.75	2.75	3.5	6	12
D13-2050	4"ID	4"ID	8.25x11.5	32	37	2.5	2.5	2.6	12	6

# mufflers

TYPE 2  
END NLET  
END OUTLET



PART# NUMBER	A INLET SIZE	B OUTLET SIZE	C BODY SIZE	D BODY LENGTH	E OVERALL LENGTH	F INLET OFFSET	G OUTLET OFFSET	H INLET LENGTH	INLET CLOCK POSITION	OUTLET CLOCK POSITION
D13-6045	4"ID	4"ID	8.25x11.5	32	39.5	2.75	2.75	3.5	6	12
D14-0916	4"ID	4"ID	8.25x11.5	32	40	3.25	3.25	3.5	1	7
D13-6440	4"ID	4"ID	8.25x11.5	36	43.5	2.75	2.75	3.5	6	12
D14-0250	4"ID	2.5"OD	8.25x11.5	23	45.5	2.25	4.25	9.5	6	12
D13-1079	4"OD	4"OD	10x15	34	42	4.5	4.5	4	6	12
D14-0801	4"ODFL	2.75"OD	6x10	15	23	3.25	3.25	4	12	6
D14-0073	4.375"ID	4.5"ID	10	36	43	0	2.25	3.5	0	12
D13-0195	5"ID	5"ID	9	44	51	3.5	3.5	3	6	12
D13-4025	5"ID	5"ID	11	36	44	2.5	2.5	3.5	6	12
D13-0089	5"ID	5"ID	10x15	22.5	29	2.75	4	3.25	12	6
D13-2025	5"ID	5"ID	10x15	26	33	3.125	3.125	3.5	12	6
D13-0298	5"ID	5"ID	10x15	32	37.5	3.5	3.5	2.75	6	12
D13-2008	5"ID	5"ID	10x15	36	43	4	4	3.5	12	6
D13-0030	5"ID	5"ID	10x15	44	51	4	4	3	12	6
D13-2074	5"ID	5"ID	10x15DW	44	50.5	3.1	3.1	3.2	12	6
D14-0137	5"ID	5"ID	8.25x11.5	26	32	2.5	2.5	3	12	6
D14-0560	5"ID	5.16"OD	8.25x11.5	26.5	34	2.5	2.5	3	6	12
D13-1599	5"OD	6"OD	9	26	41	.5"	.5"	5	12	12
D13-0055	5"OD	5"EL	10x15	26	42	3.25	3.25	3	3	9
D99-0033	5.038"ID	5.038"ID	10x15	25.75	33	3.125	3.125	3	12	6
D14-0083	6"ID	6.125"OD	10x15	27.5	38	3.75	3.75	3.5	12	6
D13-1604	6"ID	5"ID	10x15	27.5	42	3.75	3.25	8.75	12	6
D13-7599	6"ID	6"ID	10x15	31.5	42.5	3.6	3.6	5.5	12	6
D99-0110	6"ID	6"ID	10x15	31.5	42.5	3.6	3.6	5.5	12	6
D14-0233	6.5"ID	6"OD	10x15	12	18	3	3	3	12	6
D14-0495	6.625"ID	6.75"OD	10x15	31.75	39.75	2.5	2.5	4	12	6
D13-1539	8"ID	8"ID	16	46	57			5	12	12